

MONTHLY REPORT MAY 2026

DURING THE REPORTED MONTH, PPHI SINDH PROVIDED FOLLOWING FREE OF COST SERVICES

Total Number of Health Facilities Managed by PPHI Sindh

S.No	Type of Health Facility	Number
01	Sindh Govt Hospital	4
02	Taluka Head Quarter Hospital	4
03	Rural Health Centre	44
04	Basic Health Unit Plus (24/7)	324
05	Basic Health Unit	459
06	Maternal and Child Health Centres	24
07	Government Dispensary	478
08	Others	153
	Grand Total	1,490

FREE OPD SERVICES

3.1

MILLION PATIENTS

MALNUTRITION CASES
Treated Under 5 years

156,766

DIARRHEA CASES
Treated under 5 years

76,473

DYSENTERY CASES
Treated under 5 years

7,439

No. of Individuals Managed for TB

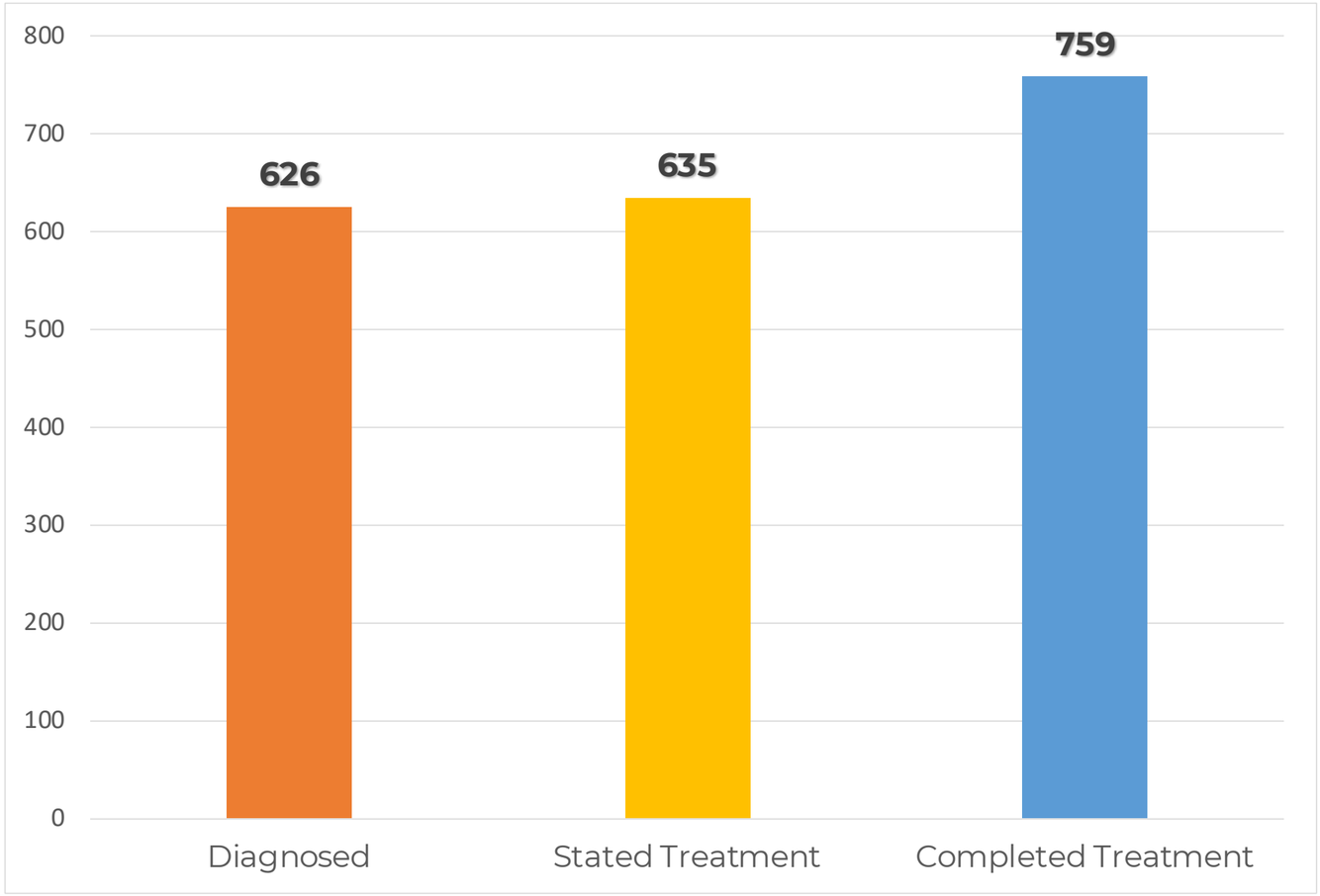

TB
SUSPECTS
61,701
PATIENTS

SUSPECTED
MALARIA

154,222
PATIENTS

Rapid Diagnostic Test (RDT)
146,464

Slides Examined
11,048

No. of Individuals Tested Positive for Malaria

MP +ve



Slides P. Falciparum +ve

Sides of P. Vivax +ve

828

Diagnostic Services, including ultrasound



MATERNAL HEALTH

(ANC, PNC and Delivery Covrage)

431,958

ANC VISITS

ANC-1	ANC-1 Women with Hb. <10 g/dl	ANC - Revisits
73,901	33,718	226,658

PNC VISITS

PNC-1	PNC - Revisits
33,803	71,102

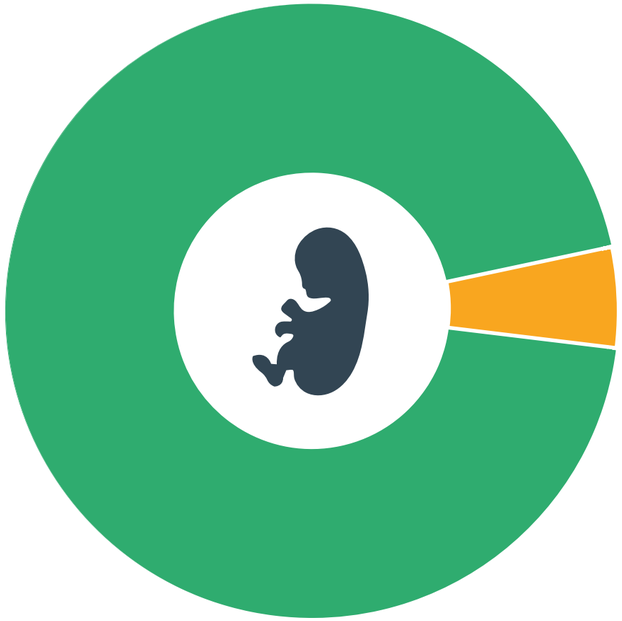

C- Section
1,431

Normal Deliveries
25,063

KMC Admissions
2,254

Total Deliveries Conducted
26,494

FP
VISITS
98,170

LARC
7,742

Immediate PPFP
5,999

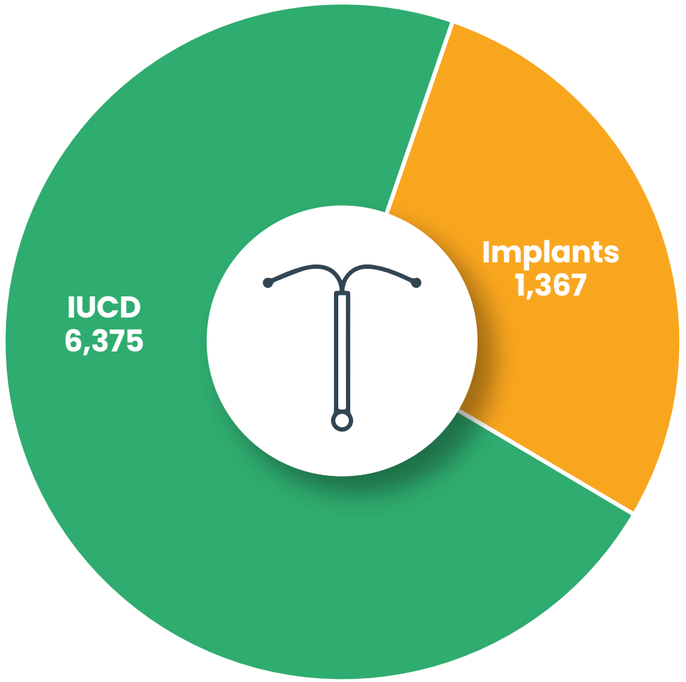

NUTRITION PROGRAM

OTP Key Performance Indicators

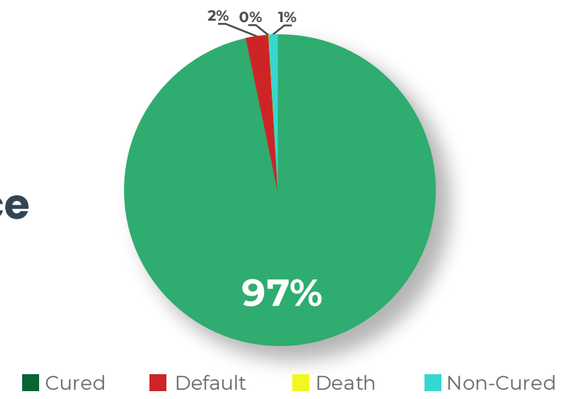

Nutrition Stabilization Center Performance

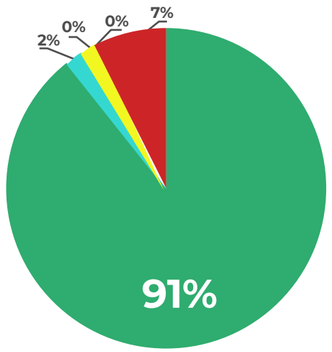

Awareness Sessions & Participants

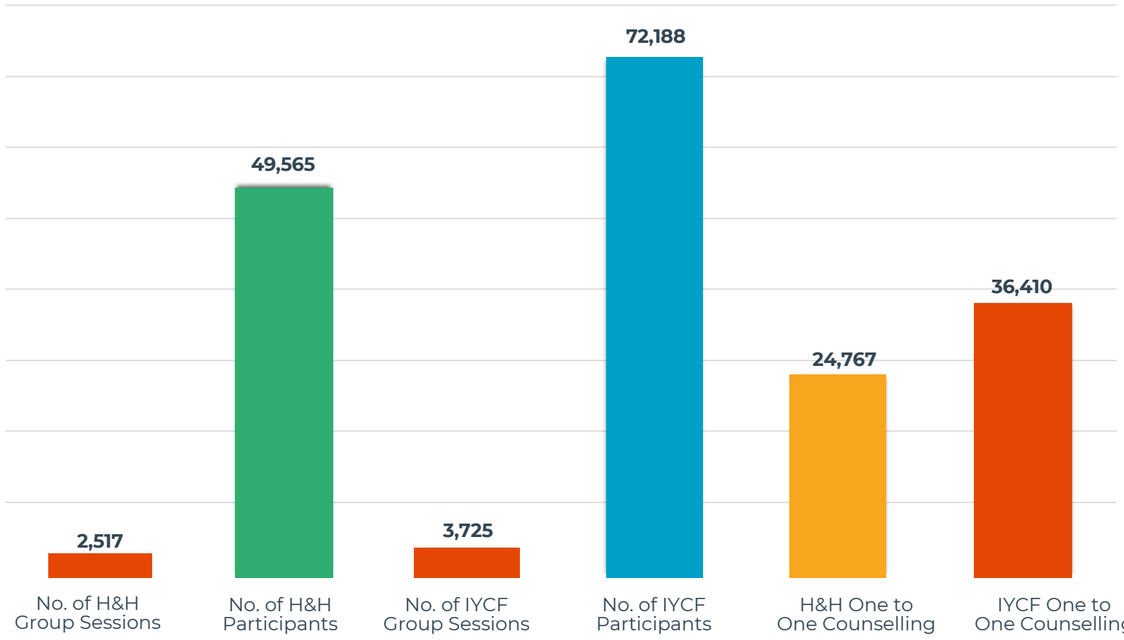



Data for RHCs and Others for May -26

Data for RHCs and Others for May-26			
Indicators	RHCs and above	BHU Plus, BHU, GDs and Others	Total
OPD	635,463	2,489,765	3,125,228
FP	8,452	89,718	98,170
ANC-1	12,172	61,729	73,901
NVD	4,000	21,063	25,063
C-Sections	1,431	0	1,431
Lab	210,283	783,395	993,678
Ultrasound	32,394	63,381	95,775
X-ray	12,809	1,712	14,521